

Date	Class	Period	Date	Class	Period	Date	Class	Period	Date	Class	Period



Unit 1

Read all about it

Lesson : (1) _SB(7) _WB (77)

Objectives: *By the end of the lesson, Students will be able to:*

- 1- Compare different newspapers style.
- 2- Write a persuasive essay.

Materials: Teacher's Guide- SB and the smartboard.

Issue(s): Digital citizenship.

Values: Objectivity.

Skills : Critical thinking-identifying bias.

Lesson Procedures :

Review: Ss are asked some questions about kinds of newspapers and their favourite kind.

Warm-up: Ss are asked some questions to introduce the main ideas of the lesson. I encourage ss to answer the questions in pair or group work.

Presentation :

I follow the steps in the teacher's guide introducing the new vocabulary (cheat- ruin- claim- piracy- highlight).

Exercises :

I get the class to do Ex. (1,2,3,4,5,6,7 and 8) following the steps in the teacher's guide.

Assessment: Ss can do all the tasks successfully. I check their understanding of the lesson and follow all the different standards of the students.

Closing: Ss do the rest of the exercises in their WBs individually.

Date	Class	Period	Date	Class	Period	Date	Class	Period	Date	Class	Period

Unit 1

Read all about it

Lesson : (2) _ SB (9) _ WB (-)

Objectives: *By the end of the lesson, Students will be able to:*

- 1- Know what qualities they need to be a journalist.
- 2- Use past simple Tense, Past Continuous and Present Perfect Tense.

Materials: Teacher's Guide- SB and the smartboard.

Issue(s): Digital citizenship.

Values: Objectivity.

Skills : Critical thinking-identifying bias.

Lesson Procedures :

Review: Ss are to give me some sentences using past simple Tense, Past Continuous and Present Perfect Tense.

Warm-up: Ss are asked some questions to introduce the main ideas of the lesson. I encourage ss to answer the questions in pair or group work.

Presentation :

I follow the steps in the teacher's guide past simple Tense, Past Continuous and Present Perfect Tense.

Exercises :

I get the class to do Ex. (1,2,3,4 and 5) following the steps in the teacher's guide.

Assessment: Ss can do all the tasks successfully. I check their understanding of the lesson and follow all the different standards of the students.

Closing: Ss do the rest of the exercises in their SBs individually.

Date	Class	Period	Date	Class	Period	Date	Class	Period	Date	Class	Period

Unit 1

Read all about it

Lesson : (3) _ SB (11) _ WB (77)

Objectives: *By the end of the lesson, Students will be able to:*

- 1- Read a passage and know some new vocabulary.
- 2- Write a persuasive essay.

Materials: Teacher's Guide- SB, WB and the smartboard.

Issue(s): Digital citizenship.

Values: Objectivity.

Skills : Critical thinking-identifying bias.

Lesson Procedures :

Review: Ss are asked some questions about the importance of being kept up to date with current affairs.

Warm-up: Ss are asked if they trust newspapers online and why.

Presentation :

I follow the steps in the teacher's guide introducing the new vocabulary (replacement-editor-omission-emotional-persuade-conclude).

Exercises :

I get the class to do Ex. (1,2,3,4,5,6,7 and 8) following the steps in the teacher's guide.

Assessment: Ss can do all the tasks successfully. I check their understanding of the lesson and follow all the different standards of the students.

Closing: Ss do the rest of the exercises in their WBs individually.

Date	Class	Period	Date	Class	Period	Date	Class	Period	Date	Class	Period

Unit 1

Read all about it

Lesson : (4) _ SB (11) _ WB (77)

Objectives: *By the end of the lesson, Students will be able to:*

- 1- Know the main parts of the essay and their different kinds.
- 2- The pros and cons of social media.

Materials: Teacher's Guide- SB and the smartboard.

Issue(s): Digital citizenship.

Values: Objectivity.

Skills : Critical thinking-identifying bias.

Lesson Procedures :

Review: Ss are to give me some sentences about the importance of social media in our everyday life.

Warm-up: Ss are asked to tell me how much they know about essay writing.

Presentation :

I follow the steps in the teacher's guide to present some vocabulary(topic sentence- supporting sentences -whilst-consequently-to conclude-secondly-personally-firstly-due to)

Exercises :

I get the class to do Ex. (1,2,3, 3 and 4) following the steps in the teacher's guide.

Assessment: Ss can do all the tasks successfully. I check their understanding of the lesson and follow all the different standards of the students.

Closing: Ss do the rest of the exercises in their SBs individually.

Date	Class	Period	Date	Class	Period	Date	Class	Period	Date	Class	Period



Read all about it

Lesson : (5) _ SB (13) _ WB (78)

Objectives: *By the end of the lesson, Students will be able to:*

1- Discuss the different ideas of the lesson about the first Act of “Great Expectations”.

2- practise and do the tasks completely and correctly.

Materials: Teacher’s Guide- SB and the smartboard.

Issue(s): Eager anticipation.

Values: Be optimistic all the time.

Skills: Reading for enjoyment and critical thinking.

Lesson Procedures :

Review: Ss are asked some questions about the previous lesson.

Warm-up: Ss are asked some questions to introduce the main ideas of the lesson. I encourage ss to answer the questions in pair or group work.

Presentation :

I follow the steps in the teacher’s “ Great Expectations”.

Exercises :

I get the class to do Ex. (1,2and 3) following the steps in the teacher’s guide.

Assessment: Ss can do all the tasks successfully. I check their understanding of the lesson and follow all the different standards of the students.

Closing: Ss do the rest of the exercises in their WBs individually.

Date	Class	Period	Date	Class	Period	Date	Class	Period	Date	Class	Period

Unit 1

Read all about it

Lesson : (6) _ SB (16) _ WB (79-)

Objectives: *By the end of the lesson, Students will be able to:*

1- Discuss the different ideas of the lesson about the first Act of “Great Expectations”.

2- practise and do the tasks completely and correctly.

Materials: Teacher’s Guide– SB and the smartboard.

Issue(s): Eager anticipation.

Values: Be optimistic all the time.

Skills: Reading for enjoyment and critical thinking.

Lesson Procedures :

Review: Ss are asked some questions about the first part of “Great Expectations”

Warm-up: Ss are asked some questions to introduce the main ideas of the lesson. I encourage ss to answer the questions in pair or group work.

Presentation :

I follow the steps in the teacher’s “ Great Expectations”.

Exercises :

I get the class to do Ex. (1,2,3,4 and 5) following the steps in the teacher’s guide.

Assessment: Ss can do all the tasks successfully. I check their understanding of the lesson and follow all the different standards of the students.

Closing: Ss do the rest of the exercises in their WBs individually.

Date	Class	Period	Date	Class	Period	Date	Class	Period	Date	Class	Period

Unit 2

Her Story

Lesson : (1) _ SB(16-17) _ WB (8)

Objectives: *By the end of the lesson, Students will be able to:*

- 1- know some information about women who have made great contributions to our world.
- 2- practise and do tasks completely and correctly.

Materials: Teacher's Guide- SB, WB, and the smartboard.

Issue(s): Non- discrimination.

Values: participation and supporting equality.

Skills : Critical thinking-identifying inequality and prejudice.

Lesson Procedures :

Review: Ss are asked some questions about some women who contributed greatly to their societies.

Warm-up: Ss are asked some questions to introduce the main ideas of the lesson. I encourage ss to answer the questions in pair or group work.

Presentation :

I follow the steps in the teacher's guide introducing the new vocabulary (award-contribution-physicist- prejudice- equality-role model- stereotype).

Exercises :

I get the class to do Ex. (1,2,3,4,5 and 6) following the steps in the teacher's guide.

Assessment: Ss can do all the tasks successfully. I check their understanding of the lesson and follow all the different standards of the students.

Closing: Ss do the rest of the exercises in their WBs individually.

Date	Class	Period	Date	Class	Period	Date	Class	Period	Date	Class	Period

Unit 2

Her Story

Lesson : (2) _SB(18-19) _WB(9)

Objectives: *By the end of the lesson, Students will be able to:*

- 1- know some information about women who have made great contributions to our world.
- 2- practise and do the tasks completely and correctly.
- 3- Use comparative and superlatives/ Past perfect/Past simple and Past Perfect Continuous.

Materials: Teacher's Guide- SB, WB, and the smartboard.

Issue(s): Non- discrimination.

Values: participation and supporting equality.

Skills: Communication Identifying problems and communicating resolutions.

Lesson Procedures :

Review: Ss are to give me some sentences using past simple Tense, Past Continuous and Present Perfect Tense.*- Ss are also asked to give some sentences using comparatives and superlatives.

Warm-up: Ss are asked some questions to introduce the main ideas of the lesson. I encourage ss to answer the questions in pair or group work.

Presentation :

I follow the steps in the teacher's guide past simple Tense, Past Continuous, Present Perfect Tense and comparatives and superlatives.


Exercises :

I get the class to do Ex. (1,2,3,4,5 and 6) following the steps in the teacher's guide.

Assessment: Ss can do all the tasks successfully. I check their understanding of the lesson and follow all the different standards of the students.

Closing: Ss do the rest of the exercises in their SBs individually.

Date	Class	Period	Date	Class	Period	Date	Class	Period	Date	Class	Period



Her Story

Lesson : (3) _ SB () _ WB (10)

Objectives: *By the end of the lesson, Students will be able to:*

- 1- use the correct words to complete a report.
- 2- compare the characters in a story or a film they have recently seen.

Materials: Teacher's Guide- SB, WB and the smartboard.

Issue(s): Non- discrimination.

Values: participation and supporting equality.

Skills: Communication Identifying problems and communicating resolutions.

Lesson Procedures :

Review: Ss are asked some questions about STEM SCHOOLS and the role these schools play in developing education.

Warm-up: Ss are asked if they can comment on some statements in pairs.

Presentation :

I follow the steps in the teacher's guide introducing the new vocabulary (inspiration -adventures- disabled-significant -in conclusion-especially)


Exercises :

I get the class to do Ex. (1,2,3,4,5,6,7,8 and 9) following the steps in the teacher's guide.

Assessment: Ss can do all the tasks successfully. I check their understanding of the lesson and follow all the different standards of the students.

Closing: Ss do the rest of the exercises individually.

Date	Class	Period	Date	Class	Period	Date	Class	Period	Date	Class	Period



Her Story

Lesson : (4) _ SB(21) _ WB (11)

Objectives: *By the end of the lesson, Students will be able to:*

- 1-Make a speech on “Egyptian Women’s day”
- 2- Write a speech on the accomplishments of Egyptian women this year.

Materials: Teacher’s Guide– SB and the smartboard.

Issue(s): Non– discrimination.

Values: participation and supporting equality.

Skills: Communication Identifying problems and communicating resolutions.

Lesson Procedures :

Review: Ss are to give me some sentences about the great role played by women in the society.

Warm-up: Ss are asked to tell me whether men and women have equal opportunity in the workplace or not.

Presentation :

I follow the steps in the teacher’s guide to present some vocabulary (percentage–figures–reflect–Netherlands–medical)

Exercises :

I get the class to do Ex. (1,2,3, 3,4 and 5) following the steps in the teacher’s guide.

Assessment: Ss can do all the tasks successfully. I check their understanding

Mr.Salah Sharaf

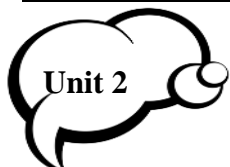
10

M.01009959317

of the lesson and follow all the different standards of the students.

Closing: Ss do the rest of the exercises in their SBs individually

Date	Class	Period	Date	Class	Period	Date	Class	Period	Date	Class	Period



Her Story

Lesson : (5) _ SB(24) _ WB (12)

Objectives: *By the end of the lesson, Students will be able to:*

- 1- Discuss the different ideas of the lesson about Chapter 2 Great Expectations”.
- 2- practise and do the tasks completely and correctly.

Materials: Teacher’s Guide– SB and the smartboard.

Issue(s): Non– discrimination.

Values: participation and supporting equality.

Skills: Communication Identifying problems and communicating resolutions.

Lesson Procedures :

Review: Ss are asked some questions about the previous lesson.

Warm-up: Ss are asked some questions to introduce the main ideas of the lesson. I encourage ss to answer the questions in pair or group work.

Presentation :

I follow the steps in the teacher’s “ Great Expectations”.

Exercises :

I get the class to do Ex. (1,2,3,4 and 5) following the steps in the teacher’s guide.

Assessment: Ss can do all the tasks successfully. I check their understanding of the lesson and follow all the different standards of the students.

Closing: Ss do the rest of the exercises in their WBs individually.

Date	Class	Period	Date	Class	Period	Date	Class	Period	Date	Class	Period



Her Story

Lesson : (6) _ SB (25) _ WB (13)

Objectives: *By the end of the lesson, Students will be able to:*

- 1- Discuss the different ideas of the lesson about Chapter 2 “Great Expectations”
- 2- practise and do the tasks completely and correctly.

Materials: Teacher’s Guide– SB, WB and the smartboard.

Issue(s): Non– discrimination.

Values: participation and supporting equality.

Skills: Communication Identifying problems and communicating resolutions.

Lesson Procedures :

Review: Ss are asked some questions about the second part of “Great Expectations”

Warm-up: Ss are asked some questions to introduce the main ideas of the lesson. I encourage ss to answer the questions in pair or group work.

Presentation :

I follow the steps in the teacher’s “ Great Expectations”.

Exercises :

I get the class to do Ex. (1,2,3,4 and 5) following the steps in the teacher’s guide.

Assessment: Ss can do all the tasks successfully. I check their understanding of the lesson and follow all the different standards of the students.

Closing: Ss do the rest of the exercises in their WBs individually.

Mr.Salah Sharaf

12

M.01009959317

Date	Class	Period	Date	Class	Period	Date	Class	Period	Date	Class	Period

Unit 3

Beyond imagination

Lesson : (1) _ SB(26) _ WB (14)

Objectives: *By the end of the lesson, Students will be able to:*

- 1- know some information about researching technological innovation.
- 2- practise and do tasks completely and correctly.

Materials: Teacher's Guide- SB, WB, and the smartboard.

Issue(s): Technological awareness.

Values: Objectivity.

Skills: Critical thinking-Evaluating the positive and negative effects of technology on everyday life; problem-solving.

Lesson Procedures :

Review: Ss are asked some questions about modern technology.

Warm-up: Ss are asked some questions about the role played by modern technology in our life.

. I encourage ss to answer the questions in pair or group work.

Presentation :

I follow the steps in the teacher's guide introducing the new vocabulary (sounded- immerse- implement- spectacularly- incontinent-approach-process- mass-produced).

Exercises :

I get the class to do Ex. (1,2and 4) following the steps in the teacher's guide.

Assessment: Ss can do all the tasks successfully. I check their understanding of the lesson and follow all the different standards of the students.

Mr.Salah Sharaf

13

M.01009959317

Closing: Ss do the rest of the exercises in their WBs individually.

Date	Class	Period	Date	Class	Period	Date	Class	Period	Date	Class	Period

Unit 3

Beyond imagination

Lesson : (2) _ SB (28) _ WB (15)

Objectives: *By the end of the lesson, Students will be able to:*

- 1-know some information about researching technological innovation.
- 2- practise and do the tasks completely and correctly.
- 3- Present perfect for future.

Materials: Teacher's Guide- SB, WB, and the smartboard.

Issue(s): Technological awareness.

Values: Objectivity.

Skills: Critical thinking-Evaluating the positive and negative effects of technology on everyday life; problem-solving.

Lesson Procedures :

Review Ss are asked some questions about the future perfect tense.

Warm-up: Ss are asked some questions like this :

Have you seen the film *The Martian* or any other science fiction films about space?

- Do you think space technology is important? Why?
- Do you think we will find life on other planets? Why?

Presentation :

I follow the steps in the teacher's guide introducing the new vocabulary
(Planets-astronauts-universe-astronomer-solar system)

Exercises :

I get the class to do Ex. (1,2,3,4,5,6 and 7) following the steps in the teacher's guide.

Mr.Salah Sharaf


14

M.01009959317

Assessment: Ss can do all the tasks successfully. I check their understanding of the lesson and follow all the different standards of the students.

Closing: Ss do the rest of the exercises in their SBs individually.

Date	Class	Period	Date	Class	Period	Date	Class	Period	Date	Class	Period



Beyond imagination

Lesson : (3) _ SB(29) _ WB (16)

Objectives: *By the end of the lesson, Students will be able to:*

- 1 know some information about Artificial intelligence.
- 2- practise and do the tasks completely and correctly.

Materials: Teacher's Guide– SB, WB and the smartboard.

Issue(s): Technological awareness.

Values: Objectivity.

Skills: Critical thinking–Evaluating the positive and negative effects of technology on everyday life; problem–solving.

Lesson Procedures :

Review: Ss are asked some questions about " Artificial Intelligence".

Warm-up: Ss are asked the following questions :

- In what ways can technology help us stay healthy?
- Do you know any apps which help monitor your health or fitness?

If yes, which apps do this?

Presentation :

I follow the steps in the teacher's guide introducing the new vocabulary (drugs– operation–records–sensor–surgeon–surgery–treatment)

Exercises :

I get the class to do Ex. (1,2,3 and 4) following the steps in the teacher's guide

Assessment: Ss can do all the tasks successfully. I check their understanding.

Mr.Salah Sharaf

15

M.01009959317

of the lesson and follow all the different standards of the students.

Closing: Ss do the rest of the exercises individually.

Date	Class	Period	Date	Class	Period	Date	Class	Period	Date	Class	Period

Unit 3

Beyond imagination

Lesson : (4) _ SB (31) _ WB (17)

Objectives: *By the end of the lesson, Students will be able to:*

1 know some information about the positive and negative effects of modern technology.

2- practise and do the tasks completely and correctly.

Materials: Teacher's Guide- SB and the smartboard.

Issue(s): Technological awareness.

Values: Objectivity.

Skills: Critical thinking-Evaluating the positive and negative effects of technology on everyday life; problem-solving.

Lesson Procedures :

Review: Ss are to give me some sentences about the great role played by women in the society.

Warm-up: Ss are asked to tell me what life would be like without technology.

Presentation :

I follow the steps in the teacher's guide to present some vocabulary (depend on – security- on a bigger scale-serious –especially)

Exercises :

I get the class to do Ex. (1,2,3, 3,4 and 5) following the steps in the teacher's

Mr.Salah Sharaf

16

M.01009959317

guide.

Assessment: Ss can do all the tasks successfully. I check their understanding of the lesson and follow all the different standards of the students.

Closing: Ss do the rest of the exercises in their SBs individually

Date	Class	Period	Date	Class	Period	Date	Class	Period	Date	Class	Period

Unit 3

Beyond imagination

Lesson : (32) _ SB() _ WB (18)

Objectives: *By the end of the lesson, Students will be able to:*

- 1- Discuss the different ideas of the lesson about Chapter 3 Great Expectations".
- 2- practise and do the tasks completely and correctly.

Materials: Teacher's Guide- SB and the smartboard.

Issue(s): Technological awareness.

Values: Objectivity.

Skills: Critical thinking-Evaluating the positive and negative effects of technology on everyday life; problem-solving.

Lesson Procedures :

Review: Ss are asked some questions about the previous Chapter.

Warm-up: Ss are asked some questions to introduce the main ideas of the lesson. I encourage ss to answer the questions in pair or group work.

Presentation :

I follow the steps in the teacher's " Great Expectations".

Exercises :

I get the class to do Ex. (1,2,3,4 and 5) following the steps in the teacher's guide.

Assessment: Ss can do all the tasks successfully. I check their understanding of the lesson and follow all the different standards of the students.

Mr.Salah Sharaf

17

M.01009959317

Closing: Ss do the rest of the exercises in their WBs individually.

Date	Class	Period	Date	Class	Period	Date	Class	Period	Date	Class	Period

Unit 3

Beyond imagination

Lesson : (6) _ SB (35) _ WB (19)

Objectives: *By the end of the lesson, Students will be able to:*

- 1- Discuss the different ideas of the lesson about Chapter 3 “Great Expectations”
- 2- practise and do the tasks completely and correctly.

Materials: Teacher’s Guide– SB, WB and the smartboard.

Issue(s): Technological awareness.

Values: Objectivity.

Skills: Critical thinking–Evaluating the positive and negative effects of technology on everyday life; problem–solving.

Lesson Procedures :

Review: Ss are asked some questions about the second part of “Great Expectations”

Warm-up: Ss are asked some questions to introduce the main ideas of the lesson. I encourage ss to answer the questions in pair or group work.

Presentation :

I follow the steps in the teacher’s “ Great Expectations”.

Exercises :

I get the class to do Ex. (1,2,3,4 and 5) following the steps in the teacher’s guide.

Assessment: Ss can do all the tasks successfully. I check their understanding of the lesson and follow all the different standards of the students.

Mr.Salah Sharaf

18

M.01009959317

Closing: Ss do the rest of the exercises in their WBs individually.

Date	Class	Period	Date	Class	Period	Date	Class	Period	Date	Class	Period



Review 1

Lesson : (1) _ SB(36) _ WB (20)

Objectives: *By the end of the lesson, Students will be able to:*

- 1- know some information about some famous people who rendered great services to humanity.
- 2- practise and do tasks completely and correctly.

Materials: Teacher's Guide– SB, WB, and the smartboard.

Issue(s): Technological awareness.

Values: Objectivity.

Skills: Critical thinking–Evaluating the positive and negative effects of technology on everyday life; problem–solving.

Lesson Procedures :

Review: Ss are asked some questions about famous scientists in history.

Warm-up: Ss are asked some questions about distinguished people in the field of science and literature.

. I encourage ss to answer the questions in pair or group work.

Presentation :

I follow the steps in the teacher's guide introducing the new vocabulary (award–physicist– inspiring– prejudice).

Exercises :

I get the class to do Ex. (1,23,4and 5) following the steps in the teacher's guide.

Assessment: Ss can do all the tasks successfully. I check their understanding of the lesson and follow all the different standards of the students.

Closing: Ss do the rest of the exercises in their WBs individually.

Date	Class	Period	Date	Class	Period	Date	Class	Period	Date	Class	Period



Review 1

Lesson : (2) _ SB (28) _ WB (-)

Objectives: *By the end of the lesson, Students will be able to:*

- 1- know some information about space travel.
- 2- practise and do the tasks completely and correctly.
- 3- read and analyze an essay.

Materials: Teacher's Guide- SB, WB, and the smartboard.

Issue(s): Technological awareness.

Values: Objectivity.

Skills: Critical thinking-Evaluating the positive and negative effects of technology on everyday life; problem-solving.

Lesson Procedures :

Review Ss are asked some questions about travelling into space.

Warm-up: Ss are asked some questions like this .

- 1- How do you feel about space travel?
- 2- Would you like to travel in space? Why?
- 3- what do you think it feels like to look down on the earth from a spaceship?

Presentation :

I follow the steps in the teacher's guide introducing the new vocabulary
(Advance- cost- make- receive-take off)

Exercises :

I get the class to do Ex. (1,2,3,4 and 5) following the steps in the teacher's

Mr.Salah Sharaf

20

M.01009959317

guide.

Assessment: Ss can do all the tasks successfully. I check their understanding of the lesson and follow all the different standards of the students.

Closing: Ss do the rest of the exercises in their SBs individually.

Date	Class	Period	Date	Class	Period	Date	Class	Period	Date	Class	Period



Review 1

Lesson : (3) _ SB(29) _ WB (21)

Objectives: *By the end of the lesson, Students will be able to:*

- 1 know some information about STEM Schools.
- 2- practise and do the tasks completely and correctly.

Materials: Teacher's Guide- SB, WB and the smartboard.

Issue(s): Technological awareness.

Values: Objectivity.

Skills: Critical thinking-Evaluating the positive and negative effects of technology on everyday life; problem-solving.

Lesson Procedures :

Review: Ss are asked some questions about" STEM Schools".

Warm-up: Ss are asked the following question :

- 1-What kinds of jobs can people who study STEM subjects do?

Presentation :

I follow the steps in the teacher's guide introducing the new vocabulary (degree- electronics – robot- achievements-powered racing cars)

Exercises :

I get the class to do Ex. (1,2,3,5 and 6) following the steps in the teacher's guide.

Assessment: Ss can do all the tasks successfully. I check their understanding of the lesson and follow all the different standards of the students.

Mr.Salah Sharaf

21

M.01009959317

Closing: Ss do the rest of the exercises individually.

Date	Class	Period	Date	Class	Period	Date	Class	Period	Date	Class	Period



Review 1

Lesson : (4) _ SB (31) _ WB (22)

Objectives: *By the end of the lesson, Students will be able to:*

- 1 know some information about what they have to do to win a competition.
- 2- practise and do the tasks completely and correctly.

Materials: Teacher's Guide– SB and the smartboard.

Issue(s): Technological awareness.

Values: Objectivity.

Skills: Critical thinking–Evaluating the positive and negative effects of technology on everyday life; problem–solving.

Lesson Procedures :

Review: ss are asked about things they have to do to win a competition.

Warm-up: Ss are asked these questions :

- Have you ever entered a competition?
- What did you have to do?.

Presentation :

I follow the steps in the teacher's guide to present some vocabulary (balanced– bias– misleading– point of view– reporter)

Exercises :

I get the class to do Ex. (1,2,3, 3,4,5 and 6) following the steps in the teacher's guide.

Mr.Salah Sharaf

22

M.01009959317

Assessment: Ss can do all the tasks successfully. I check their understanding of the lesson and follow all the different standards of the students.

Closing: Ss do the rest of the exercises in their SBs individually.

Date	Class	Period	Date	Class	Period	Date	Class	Period	Date	Class	Period



Review 1

Lesson : (5) _ SB(32) _ WB (23)

Objectives: *By the end of the lesson, Students will be able to:*

1- Discuss the different ideas of the lesson about Chapters(1-3) Great Expectations".

2- practise and do the tasks completely and correctly.

Materials: Teacher's Guide- SB and the smartboard.

Issue(s): Technological awareness.

Values: Objectivity.

Skills: Critical thinking-Evaluating the positive and negative effects of technology on everyday life; problem-solving.

Lesson Procedures :

Review: Ss are asked some questions about the previous Chapters.

Warm-up: Ss are asked some questions to introduce the main ideas of the lesson. I encourage ss to answer the questions in pair or group work.

Presentation :

I follow the steps in the teacher's " Great Expectations".

(apprenticeship- argument- bride- convict- blacksmith- gloomy- handcuffs- Stir)

Exercises :

I get the class to do Ex. (1,2 and 3) following the steps in the teacher's

Mr.Salah Sharaf

23

M.01009959317

guide.

Assessment: Ss can do all the tasks successfully. I check their understanding of the lesson and follow all the different standards of the students.

Closing: Ss do the rest of the exercises in their WBs individually.

Date	Class	Period	Date	Class	Period	Date	Class	Period	Date	Class	Period



Review 1

Lesson : (6) _ SB (35) _ WB (24)

Objectives: *By the end of the lesson, Students will be able to:*

1- Discuss the different ideas of the lesson about Chapters(1-3) Great Expectations”.

2- practise and do the tasks completely and correctly.

Materials: Teacher’s Guide– SB, WB and the smartboard.

Issue(s): Technological awareness.

Values: Objectivity.

Skills: Critical thinking–Evaluating the positive and negative effects of technology on everyday life; problem–solving.

Lesson Procedures :

Review: Ss are asked some questions about the previous Chapters.

Warm-up: Ss are asked some questions to introduce the main ideas of the lesson. I encourage ss to answer the questions in pair or group work.

Presentation :

I follow the steps in the teacher’s “ Great Expectations”.

Exercises :

I get the class to do Ex. (1,2,3,4,5,6 and 7) following the steps in the teacher’s guide.

Assessment: Ss can do all the tasks successfully. I check their understanding of the lesson and follow all the different standards of the students.

Closing: Ss do the rest of the exercises in their WBs individually.

Date	Class	Period	Date	Class	Period	Date	Class	Period	Date	Class	Period

Unit 4

Taking care of ourselves

Lesson : (1) _ SB (42-43) _ WB (26)

Objectives: *By the end of the lesson, Students will be able to:*

1- Read and understand an article about “ burnout”.

Materials: Teacher’s Guide– SB and the smartboard.

Issue(s): maintaining personal well-being.

Values: Independence.

Skills: Self-management

- Time management; Resilience- How to manage your own stress.

Lesson Procedures :

Review: Ss are asked some questions about kinds of activities and if they can name any.

Warm-up: Ss are asked some questions about the activities they like to do in their spare time.

Presentation :

I follow the steps in the teacher’s guide introducing the new vocabulary (burnout-exhausted- cope- well-being- mental health- promote- time management- stress).

Exercises :

I get the class to do Ex. (1,2,3,4 and 5) following the steps in the teacher’s guide.

Assessment: Ss can do all the tasks successfully. I check their understanding of the lesson and follow all the different standards of the students.

Mr.Salah Sharaf

25

M.01009959317

Closing: Ss do the rest of the exercises in their WBs individually.

Date	Class	Period	Date	Class	Period	Date	Class	Period	Date	Class	Period

Unit 4

Taking care of ourselves

Lesson : (2) _ SB(44 -45) _ WB (-)

Objectives: *By the end of the lesson, Students will be able to:*

- 1- Read and understand an excerpt from the poem " Suppose " by Phoebe Carey'.
- 2- Talk about situations that are having a negative effect on their mental health.
- 3- Make suggestions and respond to them.

Materials: Teacher's Guide- SB and the smartboard.

Issue(s): maintaining personal well-being.

Values: Independence.

Skills: Self-management

- Time management; Resilience- How to manage your own stress.

Lesson Procedures :

Review: Ss are asked about different reactions according to different situations.

Warm-up: Ss are shown different situations and they tell me different reactions of their people.

Presentation :

I follow the steps in the teacher's guide (alter-clear off- frown-pout-scold-suppose)/ *- How about +the -ing form ?*- What about + the-ing form ?

- *Have you considered/ thought/ about + the -ing form / *- Why don't you + infinitive without to ?*- You could/ should + infinitive without to.

Exercises :

I get the class to do Ex. (1,2,3,4,5,6,7 and 8) following the steps in the teacher's guide.

Mr.Salah Sharaf

26

M.01009959317

Assessment: Ss can do all the tasks successfully. I check their understanding of the lesson and follow all the different standards of the students.

Closing: Ss do the rest of the exercises in their SBs individually.

Date	Class	Period	Date	Class	Period	Date	Class	Period	Date	Class	Period

Unit 4

Taking care of ourselves

Lesson : (3) _ SB(46) _ WB (28)

Objectives: *By the end of the lesson, Students will be able to:*

- 1- Know how to improve their mental health.
- 2- Be aware of the signs of burnout.
- 3- Share their feelings with the people they trust.

Materials: Teacher's Guide- SB, WB and the smartboard.

Issue(s): maintaining personal well-being.

Values: Independence.

Skills: Self-management

- Time management; Resilience- How to manage your own stress.

Lesson Procedures :

Review: Ss are asked some questions about the importance of mental health and how to maintain it.

Warm-up: Ss are asked if they have ever felt the signs of burnout/if so what did they do ?

Presentation :

I follow the steps in the teacher's guide introducing the new vocabulary (aware of- mental health- suffer from- routine).

Exercises :

I get the class to do Ex. (1,2,3and 4) following the steps in the teacher's guide.

Assessment: Ss can do all the tasks successfully. I check their understanding

Mr.Salah Sharaf

27

M.01009959317

of the lesson and follow all the different standards of the students.

Closing: Ss do the rest of the exercises in their WBs individually.

Date	Class	Period	Date	Class	Period	Date	Class	Period	Date	Class	Period

Unit 4

Taking care of ourselves

Lesson : (4) _ **SB** (47) _ **WB** (29)

Objectives: *By the end of the lesson, Students will be able to:*

1- Write an e-mail to a friend.

Materials: Teacher's Guide- SB and the smartboard.

Issue(s): maintaining personal well-being.

Values: Independence.

Skills: Self-management

- Time management; Resilience- How to manage your own stress.

Lesson Procedures :

Review: ss are asked how much they know about writing an e-mail.

Warm-up: Ss are asked to tell me the causes of burnout and ideas for things that can help people with stress, exhaustion, or burnout.

Presentation :

I follow the steps in the teacher's guide to present some vocabulary(offer- result- get together)

Exercises :

I get the class to do Ex. (1,2and 3) following the steps in the teacher's guide.

Assessment: Ss can do all the tasks successfully. I check their understanding of the lesson and follow all the different standards of the students.

Closing: Ss do the rest of the exercises in their SBs individually.

Date	Class	Period	Date	Class	Period	Date	Class	Period	Date	Class	Period

Unit 4

Taking care of ourselves

Lesson : (5) _SB() _WB (30)

Objectives: *By the end of the lesson, Students will be able to:*

- 1- Discuss the different ideas of the lesson about Chapter 4 “Great Expectations”
- 2- practise and do the tasks completely and correctly.

Materials: Teacher’s Guide– SB and the smartboard.

Issue(s): maintaining personal well-being.

Values: Independence.

Skills: Self-management

– Time management; Resilience– How to manage your own stress.

Lesson Procedures :

Review: Ss are asked some questions about the previous Chapter.

Warm-up: Ss are asked some questions to introduce the main ideas of the Lesson.

• 1-What kind of person is Miss Havisham?

❓ Can Pip trust her? Why?

I encourage ss to answer the questions in pair or group work.

Presentation :

I follow the steps in the teacher’s “ Great Expectations”.

Exercises :

I get the class to do Ex. (1,2and 3) following the steps in the teacher’s guide.

Assessment: Ss can do all the tasks successfully. I check their understanding

Mr.Salah Sharaf

29

M.01009959317

of the lesson and follow all the different standards of the students.

Closing: Ss do the rest of the exercises in their WBs individually.

Date	Class	Period	Date	Class	Period	Date	Class	Period	Date	Class	Period

Unit 4

Taking care of ourselves

Lesson : (6) _ SB () _ WB (31)

Objectives: *By the end of the lesson, Students will be able to:*

- 1- Discuss the different ideas of the lesson about Chapter 4 “Great Expectations”
- 2- practise and do the tasks completely and correctly.

Materials: Teacher’s Guide- SB and the smartboard.

Issue(s): maintaining personal well-being.

Values: Independence.

Skills: Self-management

- Time management; Resilience- How to manage your own stress.

Lesson Procedures :

Review: Ss are asked some questions about the first part Ch.4 of “Great Expectations”

Warm-up: Ss are asked some questions to introduce the main ideas of the lesson. I encourage ss to answer the questions in pair or group work.

Presentation :

I follow the steps in the teacher’s “ Great Expectations”.

Exercises :

I get the class to do Ex. (1,2,3,4 and 5) following the steps in the teacher’s guide.

Assessment: Ss can do all the tasks successfully. I check their understanding of the lesson and follow all the different standards of the students.

Closing: Ss do the rest of the exercises in their WBs individually.

Date	Class	Period	Date	Class	Period	Date	Class	Period	Date	Class	Period

Unit 5

The future of work

Lesson : (1) _ SB(52-53) _ WB (32)

Objectives: *By the end of the lesson, Students will be able to:*

- 1- Read and understand text messages between a student and an IT Support worker.
- 2-practise and use Phrasal verbs.

Materials: Teacher's Guide– SB, WB, and the smartboard.

Issue(s): Entrepreneurship

Values: Work ethics–Efficient ways of studying and working –

Skills: skills problem-solving –Developing creative solutions to problems;
productivity– Alternative ways of achieving set goals.

Lesson Procedures :

Review: Ss are asked some questions about technology and its importance in our life.

Warm-up: Ss are asked these questions :

- 1-What technology do you use to help you study?
- 2- Do you have to use technology to learn or create things?
- 3- Where do you enjoy studying?

Presentation :

I follow the steps in the teacher's guide introducing the new vocabulary
(install- mute- virtual meeting).*- Turn your sound up./*- We can look into other
ways of staying in touch./*- please, turn your camera off/ turn off your camera.

Exercises :

Mr.Salah Sharaf

31

M.01009959317

I get the class to do Ex. (1,2,3,4 and 5) following the steps in the teacher's guide.

Assessment: Ss can do all the tasks successfully. I check their understanding of the lesson and follow all the different standards of the students.

Closing: Ss do the rest of the exercises in their WBs individually.

Date	Class	Period	Date	Class	Period	Date	Class	Period	Date	Class	Period

Unit 5

The future of work

Lesson : (2) _ SB(54-55) _ WB (33)

Objectives: *By the end of the lesson, Students will be able to:*

- 1- know recent changes in the world of work.
- 2- Make notes on some information.
- 3- Use the -ing form or the infinitive.

Materials: Teacher's Guide- SB, WB, and the smartboard.

Issue(s): Entrepreneurship

Values: Work ethics-Efficient ways of studying and working –

Skills: skills problem-solving -Developing creative solutions to problems; productivity- Alternative ways of achieving set goals.

Lesson Procedures :

Review: Ss are asked about things employees do now and will continue at work in the future.

Warm-up: Ss are asked about what companies do to help their employees with their problems.

Presentation :

I follow the steps in the teacher's guide (*- I want to help you./*- I enjoy watching TV./
- I stopped to smoke./- I stopped smoking. (With a difference in meaning)

Exercises :

I get the class to do Ex. (1,2,3,4,5,6 and 7) following the steps in the teacher's guide.

Mr.Salah Sharaf


32

M.01009959317

Assessment: Ss can do all the tasks successfully. I check their understanding of the lesson and follow all the different standards of the students.

Closing: Ss do the rest of the exercises in their SBs individually.

Date	Class	Period	Date	Class	Period	Date	Class	Period	Date	Class	Period



Unit 5

The future of work

Lesson : (3) _ SB (56) _ WB (34)

Objectives: *By the end of the lesson, Students will be able to:*

- 1- Draw mind maps
- 2- Create a study system with colours
- 3- Make a study plan before you start studying

Materials: Teacher's Guide- SB, WB and the smartboard.

Issue(s): Entrepreneurship

Values: Work ethics-Efficient ways of studying and working –

Skills: skills problem-solving -Developing creative solutions to problems; productivity- Alternative ways of achieving set goals.

Lesson Procedures :

Review: Ss are asked some questions about their ways of studying.

Warm-up: Ss are asked these questions :

- What problems do you or your classmates have when you're studying?
- *- What helps you to study more effectively?

Presentation :

I follow the steps in the teacher's guide introducing the new vocabulary (mind map- topic- brainstorm- identify- specific)

Exercises :

Mr.Salah Sharaf

33

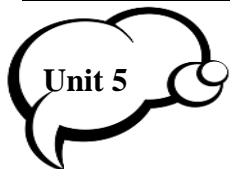
M.01009959317

I get the class to do Ex. (1,2,3,4 and 4) following the steps in the teacher's guide.

Assessment: Ss can do all the tasks successfully. I check their understanding of the lesson and follow all the different standards of the students.

Closing: Ss do the rest of the exercises individually.

Date	Class	Period	Date	Class	Period	Date	Class	Period	Date	Class	Period



The future of work

Lesson : (4) _ SB () _ WB (35)

Objectives: *By the end of the lesson, Students will be able to:*

1-Write an e-mail correctly.

Materials: Teacher's Guide- SB and the smartboard.

Issue(s): Entrepreneurship

Values: Work ethics-Efficient ways of studying and working –

Skills: skills problem-solving -Developing creative solutions to problems; productivity- Alternative ways of achieving set goals.

Lesson Procedures :

Review: Ss are to give me some rules when writing an e-mail.

Warm-up: Ss are asked to tell me some sentences that can be used in e-mail writing.

Presentation :

I follow the steps in the teacher's guide to present some vocabulary (click- PowerPoint slides- presentation- concentrate on- session)

Exercises :


I get the class to do Ex. (1,2 and 3) following the steps in the teacher's guide.

Assessment: Ss can do all the tasks successfully. I check their understanding

of the lesson and follow all the different standards of the students.

Closing: Ss do the rest of the exercises in their SBs individually

Date	Class	Period	Date	Class	Period	Date	Class	Period	Date	Class	Period



The future of work

Lesson : (5) _ SB () _ WB (36)

Objectives: *By the end of the lesson, Students will be able to:*

- 1- Discuss the different ideas of the lesson about Chapter 5 Great Expectations”.
- 2- practise and do the tasks completely and correctly.

Materials: Teacher’s Guide– SB and the smartboard.

Issue(s): Entrepreneurship

Values: Work ethics–Efficient ways of studying and working –

Skills: skills problem-solving –Developing
creative solutions to problems; productivity–
Alternative ways of achieving set goals.

Lesson Procedures :

Review: Ss are asked some questions about the previous chapter.

Warm-up: Ss are asked 1–At the end of Chapter 4, Pip learnt that he would be rich. How does he feel about this? Why?

Presentation :

I follow the steps in the teacher’s “ Great Expectations”.

Exercises :

I get the class to do Ex. (1,2,3,4 and 5) following the steps in the teacher’s guide.

Mr.Salah Sharaf


35

M.01009959317

Assessment: Ss can do all the tasks successfully. I check their understanding of the lesson and follow all the different standards of the students.

Closing: Ss do the rest of the exercises in their WBs individually.

Date	Class	Period	Date	Class	Period	Date	Class	Period	Date	Class	Period



Unit 5

The future of work

Lesson : (6) _ SB () _ WB (37)

Objectives: *By the end of the lesson, Students will be able to:*

- 1- Discuss the different ideas of the lesson about Chapter 5 “Great Expectations”
- 2- practise and do the tasks completely and correctly.

Materials: Teacher’s Guide– SB, WB and the smartboard.

Issue(s): Entrepreneurship

Values: Work ethics–Efficient ways of studying and working –

Skills: skills problem-solving –Developing creative solutions to problems; productivity– Alternative ways of achieving set goals.

Lesson Procedures :

Review: Ss are asked some questions about the second part of “Great Expectations”

Warm-up: ss discuss the question.

- How does Pip feel about leaving for London?

Presentation :

I follow the steps in the teacher’s “ Great Expectations”.

Exercises :

I get the class to do Ex. (1,2,3,4 ,and 6) following the steps in the teacher’s guide.

Mr.Salah Sharaf

36

M.01009959317

Assessment: Ss can do all the tasks successfully. I check their understanding of the lesson and follow all the different standards of the students.

Closing: Ss do the rest of the exercises in their WBs individually.